Reynaers Aluminium

To build a better future, you need to see the whole picture.

Together for better

Reynaers Aluminium forster

Reynaers Aluminium

Reynaers Aluminium

Sustainability is part of our DNA as a company

SCIENCE BASED TARGETS

Reynaers Aluminium

Tunnel Vision

Reynaers Aluminium

What's your number?

Reynaers Aluminium

This is our number:

4.13

CO_2 /kg

Reynaers Aluminium

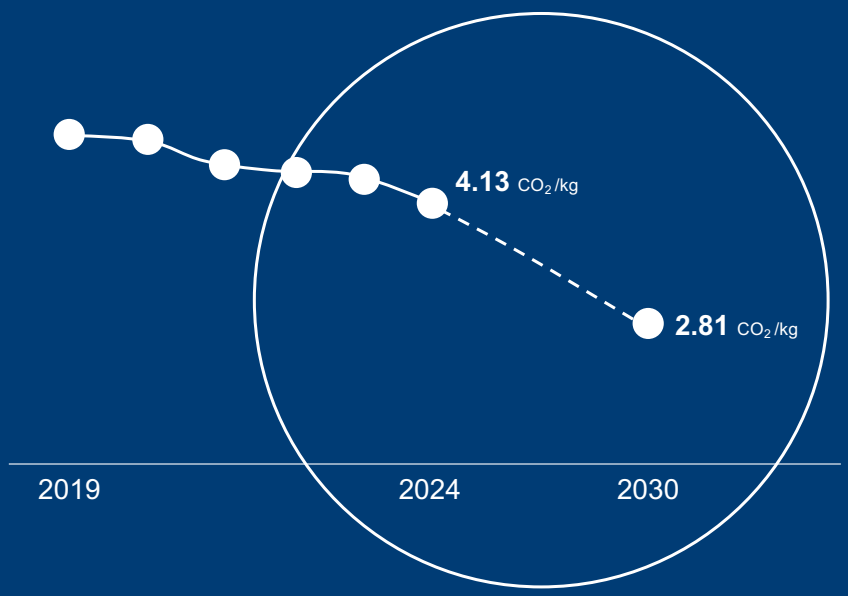

Steadily declining.

In line with EU Green Deal

Let's put that number into context…

Global average: **17.6** CO_2/kg

European average: **9.3** CO_2/kg

Reynaers average: **4.13** CO_2/kg

Reynaers 2030 target: **2.81** CO_2/kg

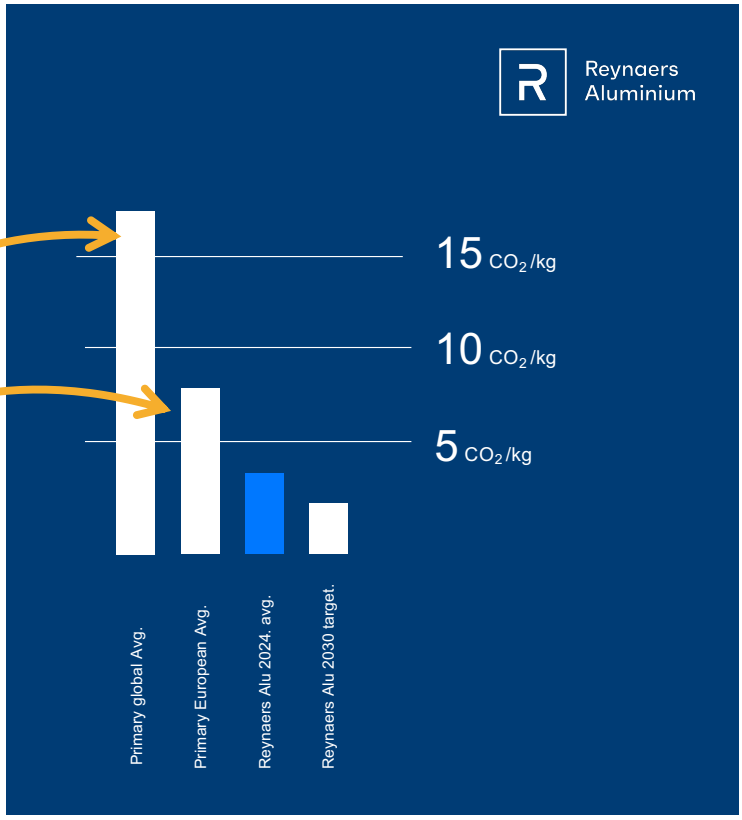

And yet the conversation is fixated…

How low can you go?

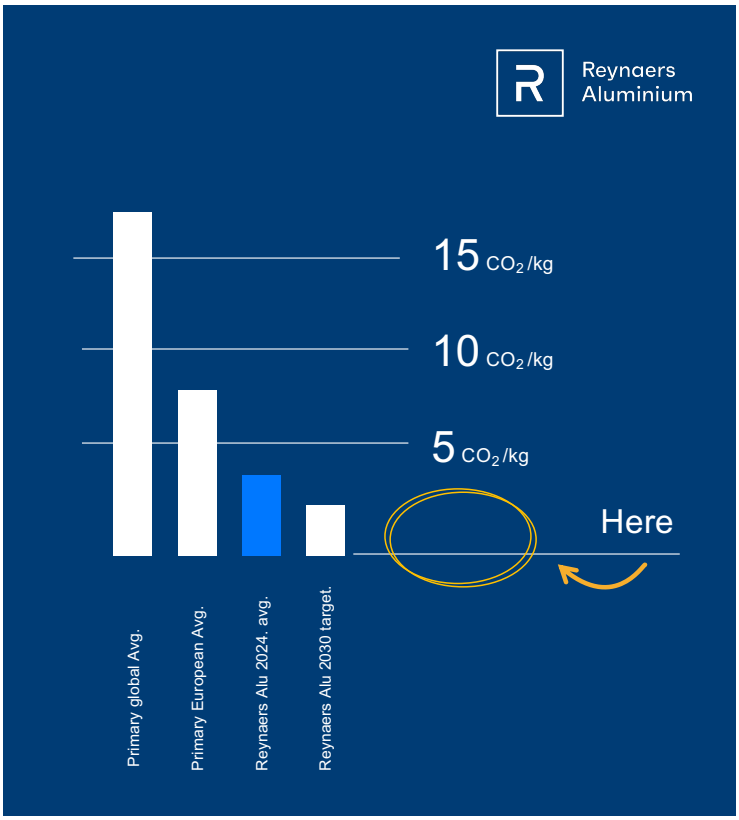

Instant decarbonisation: just add recycled

Recycled Alu	CO_2 /KG
←	←
←	←

The more recycled aluminium you use…
The lower your carbon number.

Sounds simple. Or is it?

Why recycled aluminium cannot be the only solution

Not enough **recycled aluminium** available to meet demand in Europe.

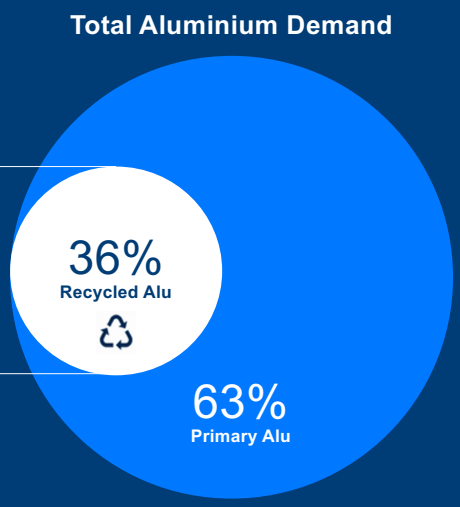

Reynaers Aluminium

Only a finite amount of recycled aluminium in the market.

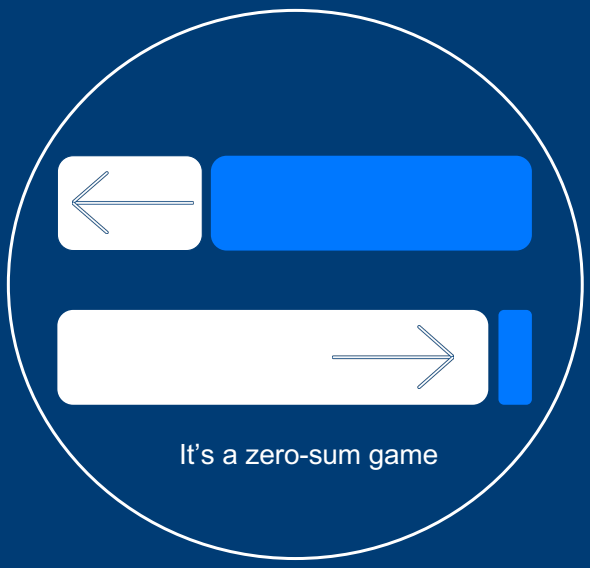

Monopolising the supply means your number goes down.
While others goes up.

Reynaers Aluminium

Tunnel Vision

Recycled content lowers the carbon footprint

So, what's the right answer?
An **optimal blend.**

Reynaers Aluminium

Our **fair share** of recycled aluminium…

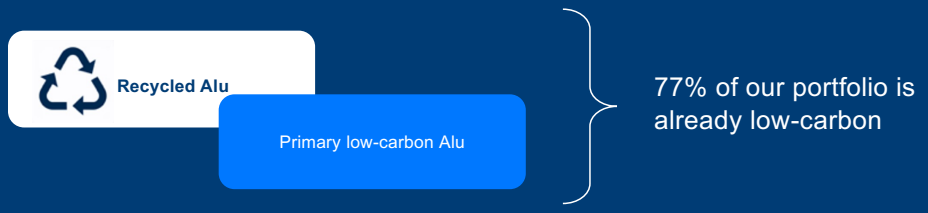

…**combined with** new aluminium produced with clean energy.

What really makes a building 'sustainable'?

Reynaers Aluminium



Forster Profile Systems

Um exemplo de ecodesign

Forster



Rutura térmica livre de componentes sintéticos.

forster unico

forster único xs

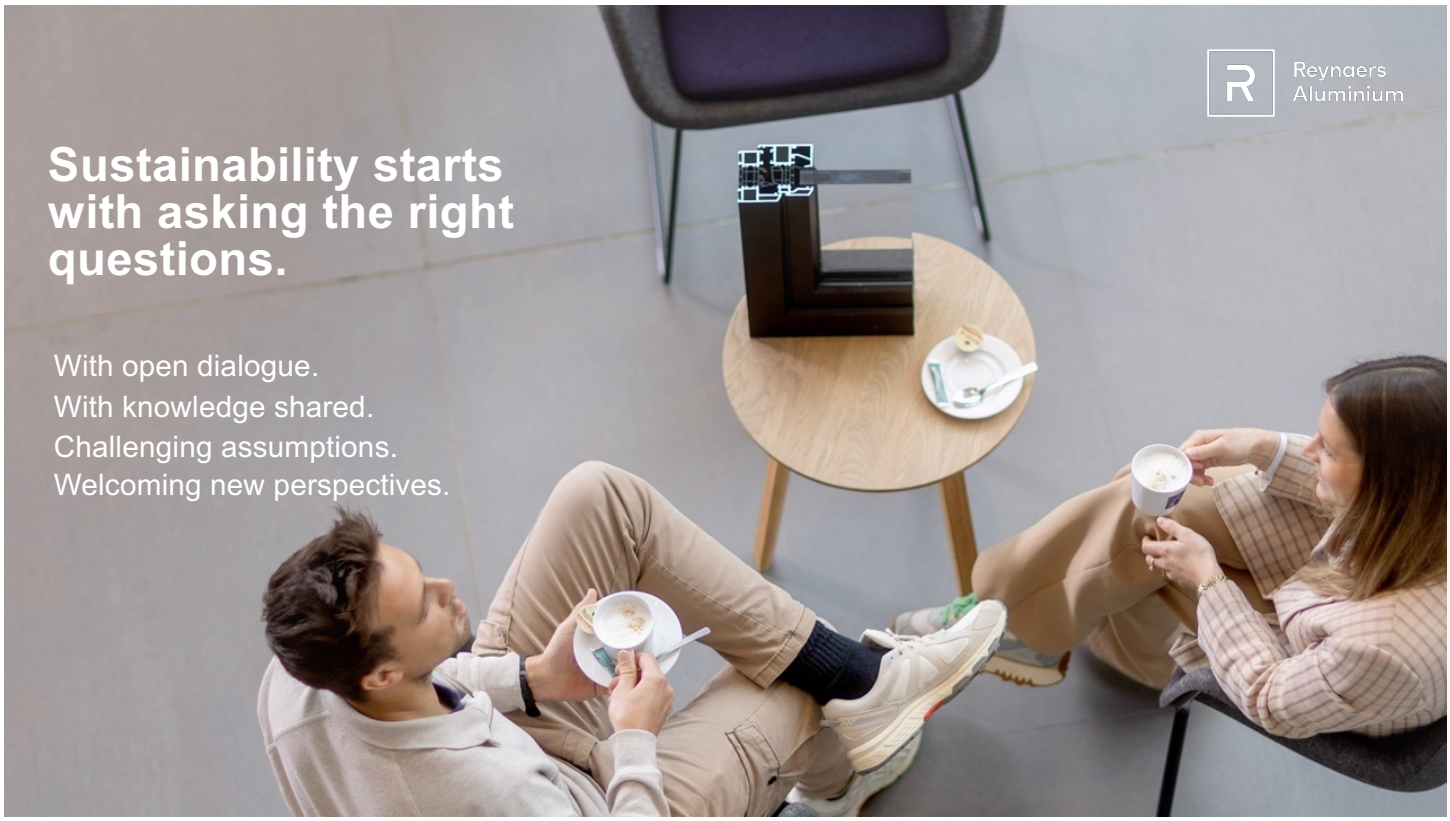

Reynaers Aluminium

Together for better